

Odisha Coal and Power Limited

Balance Sheet as at March 31, 2017 and 2016

(Rupees in Lakhs)

	Particulars	Note No.	As at March 31, 2017	As at March 31, 2016
	ASSETS			
1	Non-current assets			
	(a) Property, Plant and Equipment	6	993.59	8.47
	(b) Capital work-in-progress	6	26,550.60	9,496.64
	(c) Intangible assets	6 (i)	10.28	0.82
	(d) Financial Assets			
	(i) Loans	7	13.23	13.03
	(e) Other non-current assets	8	24,285.09	4,621.36
	Total Non - Current Assets		51,852.79	14,140.32
2	Current assets			
	(a) Financial Assets			
	(i) Cash and cash equivalents	9	917.39	743.58
	(ii) Bank balances other than (i) above	9	0.10	0.10
	(iii) Others	10	3.06	-
	(b) Current Tax Assets (Net)	11	-	0.49
	(c) Other current assets	12	297.19	71.47
	Total Current Assets		1,217.74	815.64
	TOTAL ASSETS		53,070.54	14,955.96
	EQUITY AND LIABILITIES			
	Equity			
	(a) Equity Share capital	13	20,000.00	5.00
	(b) Other Equity	14	(310.04)	(94.53)
	Total equity		19,689.96	(89.53)
	LIABILITIES			
1	Non-current liabilities			
	(a) Deferred tax liabilities (Net)	15	3.12	-
	Total non-current liabilities		3.12	-
2	Current liabilities			
	(a) Financial Liabilities			
	(i) Borrowings	16	6,009.46	12,568.21
	(ii) Other financial liabilities	17	27,235.52	2,384.20
	(b) Other current liabilities	18	121.25	93.08
	(c) Current Tax Liabilities (Net)	11	11.24	-
	Total Current Liabilities		33,377.47	15,045.49
	TOTAL EQUITY AND LIABILITIES		53,070.54	14,955.96

Notes forming part of the financial statements

1-28

In terms of our report attached.

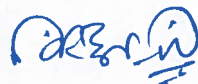
For and on behalf of the Board

For Anil Mihir & Associates
Chartered Accountants



Indranil Dutta
Director (OCPL)


Prabhakar Mohanty
Director (OCPL)



Mihir Ku. Sahu
Sr. Partner
M.N.: 053968
(F.R.N.: 303038E)


Manish Tiwari
Company Secretary


A.K. Patgoshi
Head Finance


K.C. Brahma
CEO /c

Place : Bhubaneswar

Date : 12.09.2017



Odisha Coal and Power Limited
Statement of Profit and Loss for the years ended March 31, 2017 and 2016

(Rupees in Lakhs)

	Particulars	Notes	Year ended March 31, 2017	Year ended March 31, 2016
I	Revenue from Operations	19	-	-
II	Other Income	20	18.79	1.95
III	Total Income (I + II)		18.79	1.95
IV	Expenses			
	(a) Employee Benefit expense	21	2,519.78	262.87
	(b) Finance costs	22	-	-
	(c) Depreciation and amortization expense	6	134.62	0.40
	(d) Other expenses	23	1,821.88	292.67
	Less : Expenditure (other than interest) transferred to capital work in progress		(4,261.98)	(459.46)
	Total expenses (IV)		214.31	96.48
V	Loss before tax (III - IV)		(195.51)	(94.53)
VI	Tax Expense:	11		
	(a) Current tax		16.89	-
	(b) Deferred tax		3.12	-
	Total tax expense		20.01	-
VII	Loss for the year (V -VI)		(215.51)	(94.53)
VIII	Other Comprehensive Income / (Losses)			
	(A) (i) Items that will not be reclassified to profit and loss		-	-
	(ii) Income tax relating to items that will not be reclassified to profit and loss		-	-
	(B) (i) Items that will be reclassified to profit and loss		-	-
	(ii) Income tax relating to items that will be reclassified to profit and loss		-	-
	Total Comprehensive Income / (Losses)		-	-
IX	Total Comprehensive Income / (Losses) for the year (VII+VIII) (Comprising Loss and Other Comprehensive Income for the year)		(215.51)	(94.53)
X	Earnings per equity share:- Basic and diluted (Rs)	26	(0.29)	(189.06)
XI	Notes forming part of the financial statement	1-28		

In terms of our report attached.
For Anil Mihir & Associates
Chartered Accountants




Mihir Ku. Sahu
Sr. Partner
M.N.: 053968
(F.R.N.: 303038E)



Manish Tiwari
Company Secretary


Indranil Dutta
Director (OCPL)


A.K. Pattjoshi
Head Finance

For and on behalf of the Board


Prabhakar Mohanty
Director (OCPL)


K.C. Brahma
CEO I/c

Place : Bhubaneswar
Date : 12.09.2017



Odisha Coal and Power Limited
Statement of Cash Flow for the years ended March 31, 2017 and 2016

(Rupees in Lakhs)

Particulars	For the year ended March 31, 2017	For the year ended March 31, 2016
(A) Cash flows from operating activities:		
Loss before taxes	(195.51)	(94.53)
Adjustments for:		
Depreciation and amortisation of non-current assets	-	-
Operating profit before working capital changes	(195.51)	(94.53)
Movements in working capital:		
(Increase)/ decrease in loans and other financial assets	(3.06)	(0.10)
(Increase)/decrease in other assets	(235.13)	(71.47)
Increase/ (decrease) in other payables	28.17	93.08
Increase/ (decrease) in other liabilities	1,336.02	809.85
Cash generated from operations	930.49	736.82
Taxes Paid	(5.17)	(0.49)
Net cash flow from operating activities	925.32	736.33
(B) Cash flows from investing activities:		
Payments for purchase of fixed assets	(17,989.58)	(9,123.82)
Payments to acquire financial assets	(0.20)	(13.03)
Advance payments against leasehold land	(19,654.32)	(4,621.37)
Net cash used in Investing Activities	(37,644.10)	(13,758.21)
(C) Cash flows from financing activities:		
Issue of shares (conversion of loan of related parties)	19,995.00	5.00
other finance by related parties	23,456.33	1,192.24
Repayment of loan to related parties	(6,558.74)	12,568.22
Net cash flow from financing activities	36,892.59	13,765.46
Net Increase/(decrease) in cash or cash equivalents	173.81	743.58
Cash and cash equivalents at the beginning of the year	743.58	-
Cash and cash equivalents at the end of the year	917.39	743.58

Notes forming part of the financial statement


Note No. 1-28

(i) Repayment of loan includes conversion of loan of Rs 19,995 lakhs in to equity during the FY 2016-17 (FY 2015-16: Nil)

In terms of our report attached.

d on behalf of the Board


For Anil Mihir & Associates
Chartered Accountants



Mihir Ku. Sahu
Sr. Partner
M.N.: 053968
(F.R.N.: 303038E)



Indranil Dutta
Director (OCPL)




Prabhakar Mohanty
Director (OCPL)



Manish Tiwari
Company Secretary



A.K. Pattjoshi
Head Finance



K.C. Brahma
CEO I/C

Place : Bhubaneswar

Date : 12.09.2017

